

T

is for
TRANSIT!



from your good friends over at **GoTriangle** & **GoDurham**


We'd like to thank GoDurham and GoTriangle for providing the buses and operators and riders in this book.

We hope you enjoy learning about transit in the Triangle! If you have any questions about riding you can find us at www.gotriangle.org or www.godurhamtransit.org. You can also reach our service line at (919) 485-RIDE (7433).



is for **A**ir

It takes a lot of **air** to fill those big tires!



A man in a grey t-shirt and blue jeans is adjusting a purple and white bicycle on a rack attached to a bus. The bicycle has 'REBOUND' written on the frame and 'CANTONVILLE' on the front fender. The bus has 'Durham' visible on its side. A large graphic of the letter 'B' in a blue circle is overlaid on the left side of the image.

B is for **Bike**

Did you know you
can take your **bike**
with you?



C is for Cord




Pull the **cord** to get
off the bus!





D is for **D**river

Leslie is the **dr**iven.
She loves greeting
passengers each
day!



The **engine** can be found in the back of the bus.



08020

E

is for Engine





F is for **Fare**

You must pay your **fare** to get on the bus.

8 Gate M
Durham 919.485.RIDE (7433)



is for Gate



Find the right gate to get where you want to go.



H

is for **H**heavy





Buses are very **heavy**!
They can weigh up to
44,000 pounds!





is for Inside

There are lots of seats
inside the bus.

SEATING AREA
ARE LOCATED
ESE SEATS.
AS DE RUEDAS
ENCUENTRAN
OS ASIENTOS.

Public Meeting
Join us for our next meeting!
Wednesday, July 5th
Wednesday, September 6th
Wednesday, November 1st
8:30-4 p.m.
Dunham Station's Second Floor
115 W. Pittsboro St., Durham, NC


J is for **J**ob

A lot of people take the bus to their **job**.



is for Kids


Kids can ride
the bus too!







is for Lane





The bus must stay in its
lane at all times.



M

is for **Mirror**

Mirrors help drivers to see behind them.

N is for **No!**


There is **no** eating or drinking on the bus!





is for off



A close-up photograph of a person's hand, with a dark skin tone, firmly grasping a vertical silver metal pole inside a bus. The background is slightly blurred, showing the interior of the bus with windows and blue seats. A white speech bubble with a black border is positioned in the lower-left quadrant, containing text. In the bottom right corner, there is a cartoon illustration of a pink bear-like character with a dark brown face and a small red smile.

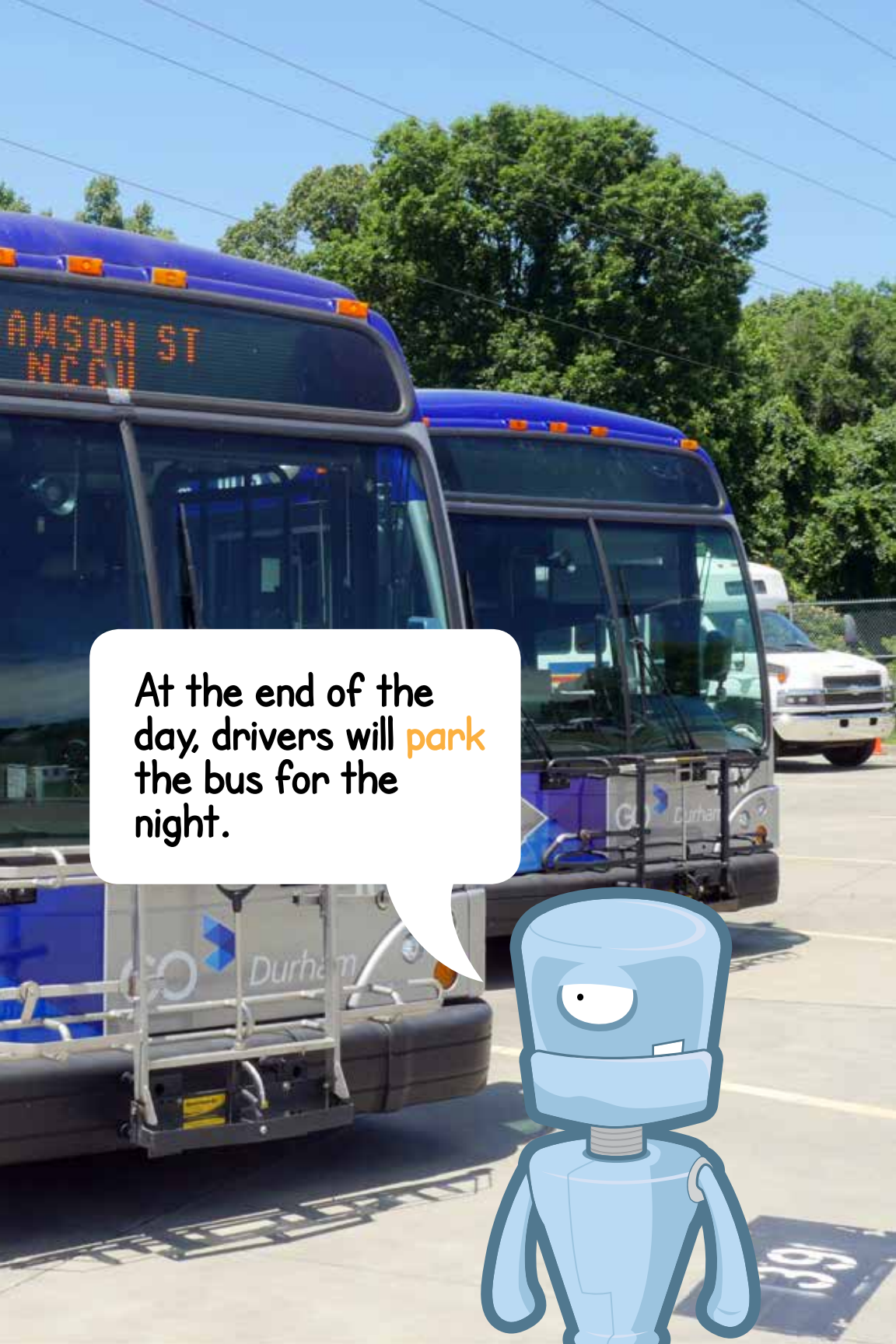
Wait until the bus comes
to a complete stop
before you get **off**.






P

is for **P**ark



At the end of the day, drivers will **park** the bus for the night.





is for Quick

Drivers have to be **quick** but safe to get to their stops on time.



R is for Road


Drivers drive
on many **roads**
during the day
and night.





is for Sign

Signs tell you what you need to know about your bus stop.





T

is for Transit

Transit takes you
to all the places you
want to go!



is for **U**niform



Drivers will wear a **uniform** so you know who they are.



is for Vroom!

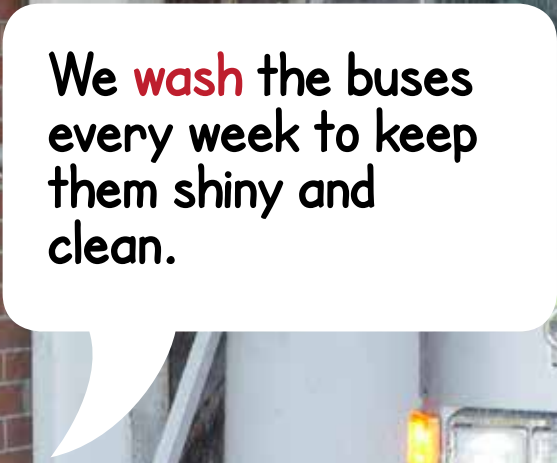
What sound does
the bus make
as it takes off?
Vroooooom!





W

is for **W**ash



We **wash** the buses every week to keep them shiny and clean.



OF SERVICE



Connecting the Bull City



is for **eXit**



When you are ready to get off the bus, **exit** through the rear!



Y is for **You**

You can use your tablet or phone on the bus - the bus has wi-fi.

Z is for **size**

Did you know a bus
can be 40 feet in
size?





Check what you learned!

Do you remember:

1. How much can a bus weigh?
2. What do we do to keep the buses clean?
3. What do the drivers wear so you know who they are?
4. Where is the engine?
5. Are you allowed to eat or drink on the bus?
6. How long is the bus?

Thank you for reading

T is for Transit!

We hope you'll join us for a ride soon!

